


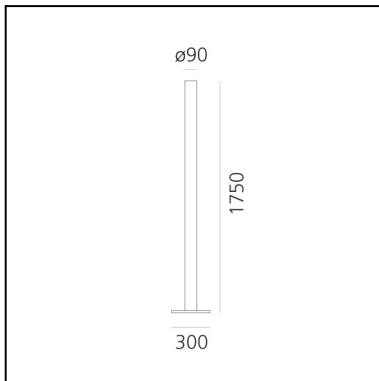


Ilio - White - White Integralis - App Compatible

Ernesto Gismondi



IP20   Regulable: 



LUMINARIA

DAY MODE

- Potencia (W): **45W**
- Tensión de alimentación: **220-240V**
- Flujo Luminoso (lm): **3920lm**
- Flujo Radiante: **2651mW**
- CCT: **5000K**
- Efficiency: **88%**
- Efficacy: **87.11lm/W**
- CRI: **90**
- Dimmer Typology: **Microswitch Dimmer**

ESPECIFICACIONES

With simple geometry, stripped of all formal digressions and reduced to its basics. A mono-material aluminum cylinder supports a 45W LED optical engine on the top, which produces high-efficiency diffused indirect light emission. With a flow of more than 3500 lumen, it ensures the general lighting of a room. With light regulator configured to controlled socket, dimmer microswitch.

In the WHITE INTEGRALIS version, compatible with Artemide App, Ilio is designed to offer a white emission ensuring perfect perception while respecting the human presence and which at the same time combines control of microbial growth. It can vary in intensity and is available with a fixed CCT of 5000K, with a high color rendering index (CRI 90).

CÓDIGO PRODUCTO: 1640020IN0APP

CARACTERÍSTICAS

- Código del artículo: **1640020IN0APP**
- Color: **White**
- Instalación: **Pie**
- Material: **Aluminium, steel**
- Serie: **Design Collection**
- Entorno de uso: **Interior**
- Área de uso: **Hospitality, Residential**
- Emisión: **Luz indirecta**
- diseño: **Ernesto Gismondi**

DIMENSIONES

- Altura: **cm 175**
- Diámetro: **cm 9**
- Longitud base: **cm 30**
- Ancho base: **cm 30**
- Resistencia al impacto: **N.D.**
- Prueba calorífica: **750°**

FUENTES DE LUZ INCLUIDAS

- Categoría: **Led**
- Numero: **1**
- Temperatura de Color (K): **5000K**
- CRI: **90**
- Color Tolerance: **3SDCM**
- Service Life: **L80 (10K) 55000h**

ACCESORIOS

Device for switching and controlling Artemide App products. Max N.3 inputs for external push buttons. Max 1m distance. Mains power supply required. To be installed inside flush mounting boxes or junction boxes. DV1080APP