

B.lux

SKIN S

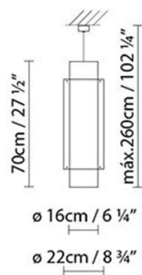
By AIA Salazar-Navarro



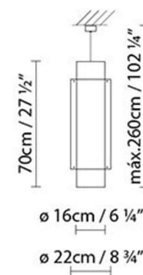
Descripción:

Luminaria de suspensión realizada en polimetacrilato blanco opal, recubierto por una malla metálica cilíndrica de acero inox, lacada en acabados acero o bronce satinado. Dispone de otra versión enchufable con clavija (SC), con un largo de cable de 2,5 m.

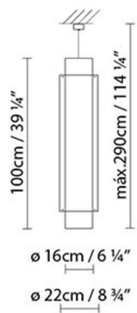
SKIN S70 LED



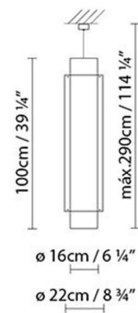
SKIN S70 FLUO



SKIN S100 LED



SKIN S100 FLUO



SKIN S130 LED



SKIN S130 FLUO



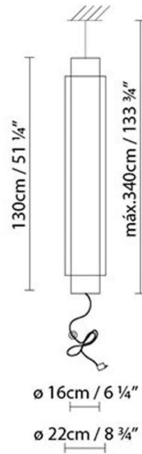
SKIN S160 LED



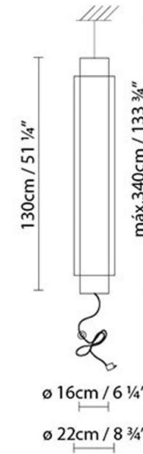
SKIN S160 FLUO



SKIN SC130 LED



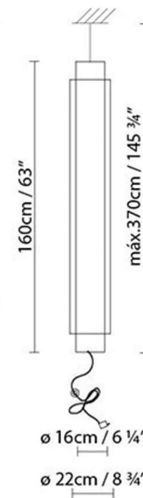
SKIN SC130 FLUO



SKIN SC160 LED



SKIN SC160 FLUO



● Bronze (satin) ● Steel

CÓDIGO	LUMINARIA	FUENTE DE LUZ	DIM	BOMBILLA		
654312	SKIN S70 LED STEEL	LED 2 x 20,5W 7080lm 450mA 3000K CRI≥90 230V	A++		3	LED
654316	SKIN S70 LED BRONZE					
654322	SKIN S100 LED STEEL	LED 2 x 30,5W 10650lm 450mA 3000K CRI≥90 230V	A++		3,5	LED
654326	SKIN S100 LED BRONZE					
654332	SKIN S130 LED STEEL	LED 2 x 40,5W 14224lm 450mA 3000K CRI≥90 230V	A++		4	LED
654336	SKIN S130 LED BRONZE					
654342	SKIN S160 LED STEEL	LED 2 x 51W 17760lm 450mA 3000K CRI≥90 230V	A++		4,5	LED
654346	SKIN S160 LED BRONZE					
654337	SKIN SC130 LED STEEL	LED 2 x 40,5W 14224lm 450mA 3000K CRI≥90 230V	A++		4	LED
654338	SKIN SC130 LED BRONZE					
654347	SKIN SC160 LED STEEL	LED 2 x 40,5W 14224lm 450mA 3000K CRI≥90 230V	A++		4,5	LED
654348	SKIN SC160 LED BRONZE					

Diseñador

Croquis

Instrucciones de montaje

3D

Fotometría

grupoblux.com