

# FLOS

09.8221.DX Matte Rust

## Oblique Floor ONLINE EXCLUSIVE

Designed by Vincent Van Duysen

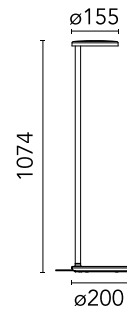
LED - Top LED - 8W - 482lm - 3000K - CRI> 90 - Beam° 34



Floor lamp that, thanks to its innovative patented lens, offers asymmetrical light distribution and excellent visual comfort. Its shape, height and dimensions are consistent with the functionality of the product, which provides excellent reading or companion lighting while keeping the light source invisible to the user. Driver input: 24 V

Are you a professional and your project needs consulting and support?

[BOOK AN APPOINTMENT](#)



### Main specifications

Mounting	Floor
Environments	Indoor dry location
Light Source Type	LED
LED type	Top LED
Lamp category	LED
Number of heads	1
Power (W)	8
System power (W)	10
System flux (lm)	482

### Physical

Colour	Matte Rust
Length (mm)	200
Cord length (mm)	2500
Net weight (kg)	3.32
Package height (mm)	120
Package width (mm)	30
Package length (mm)	30
IP internal	20

### Download

[Mounting instructions](#) PDF

### Photometric Files

[LDT / IES](#) ZIP

### Technical Drawings

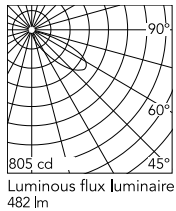
[2D](#) ZIP

[3D](#) ZIP

[Bim](#) ZIP



## Schematic light drawing



Beam Angle: 35°

h(m)	E(lx)	D(m)
1	231	2.18
2	58	4.36
3	26	6.54
4	14	8.72
5	9	10.90

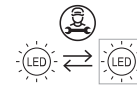
## Photometric

Lighting type	Direct
Light distribution	Asymmetric
CCT (K)	3000
CRI>	90
McAdam steps (SDCM)	3
LED Life / Failure Ratio	L90B10 > 50.000h (Tc=85°C)
Beam angle C0-180 (°)	34
Beam angle C90-270 (°)	46

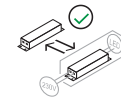
## Electrical

Frequency (Hz)	50/60
Main voltage (Vac)	110/240
Forward voltage (V)	24
Driver	Remote included
Dimmable	Yes
Dimming type	Dimmer on board
Dimming range (%)	1-100
Precabled	Yes
Plug type	Twist and Lock

## Ecodesign and Energy Labelling



Replaceable (LED only) light source by a professional



Replaceable control gear by an end-user