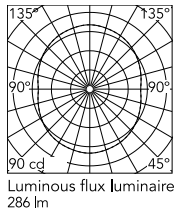


Schematic light drawing



Photometric

Lighting type	Total
Light distribution	Symmetric
CCT (K)	2700
CRI>	90

Electrical

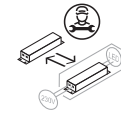
Insulation class	I
Frequency (Hz)	50/60
Main voltage (Vac)	120-277
LED voltage Vf (Vdc)	null
Driver	Integrated
Dimmable	Yes
Dimming type	Dimmable 0-10V, Dimmable Push, Dimmable 1-10V, Dimmable DALI 1
Dimming interface	Remote Dimmable (Dimmer Not Included)
Batteries inside	No
Charging min time	No

Ecodesign and Energy Labelling

This product contains a light source of energy efficiency class E




Replaceable (LED only)
light source by a
professional



Replaceable control
gear by a professional

Spare Parts



- | | | |
|-----|--|-----------|
| 01. | Power supply kit for Arrangements small & Noctambule | RF0410500 |
| 02. | Led dimmer kit | RF0410300 |
| 03. | Noctambule ceiling rose cover | RF27422 |
| 04. | Suspension attack | F0253030A |
| 05. | Ring led diffuser | RF27498 |
| 06. | Fixing screws kit | RF0254100 |
| 07. | Noctambule Low Cylinder | F0254000A |
| 09. | Noctambule Cone | F0260000A |

DOWNLOAD



RF0410500
Power supply kit for
Arrangements small &
Noctambule



RF0410300
Led dimmer kit



RF27422
Noctambule ceiling rose cover



F0253030A
Suspension attack



RF27498
Ring led diffuser



RF0254100
Fixing screws kit



F0254000A
Noctambule Low Cylinder



F0260000A
Noctambule Cone