

# B.lux

## ASPEN C17

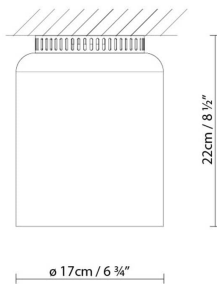
By Werner Aisslinger




### Descripción:

Plafón de luz directa y difusa. Acabados lacado mate, con diferentes opciones: grey, snow, lemon, mango, clear turquoise, aqua, merlot, river, sea, rose, limestone, black y latón. Disponible en cuatro tamaños.


ASPEN C17A LED




ASPEN C17B LED



## ASPEN C17A (E27)



## ASPEN C17B (E27)



|        |  |                         |      |  |                   |       |  |               |
|--------|--|-------------------------|------|--|-------------------|-------|--|---------------|
| SHADE: |  | Grey (matte)            | New: |  | Merlot (matte)    | RING: |  | Black (matte) |
|        |  | Mango (matte)           |      |  | Rose (matte)      |       |  | Black (matte) |
|        |  | Snow (matte)            |      |  | River (matte)     |       |  | Black (matte) |
|        |  | Clear turquoise (matte) |      |  | Limestone (matte) |       |  | Black (matte) |
|        |  | Lemon (matte)           |      |  | Sea (matte)       |       |  | Black (matte) |
|        |  | Aqua (matte)            |      |  | Brass (matte)     |       |  |               |

| CÓDIGO | LUMINARIA        | FUENTE DE LUZ                 | DIM       | BOMBILLA | kg |
|--------|------------------|-------------------------------|-----------|----------|----|
| 727450 | ASPEN C17A LED   | LED 16,6W 1350lm 2700K CRI≥90 | PHASE CUT | A++      | 2  |
| 727451 | ASPEN C17B LED   | 230V                          |           |          |    |
| 727420 | ASPEN C17A (E27) | LED 15W (E27)                 |           | A++      | 2  |
| 727421 | ASPEN C17B (E27) | Fluo. max. 30W (E27)          |           | A        | 2  |

|  |  |  |  |  |  |  |  |
|--|--|--|--|--|--|--|--|
|  |  |  |  |  |  |  |  |
|  |  |  |  |  |  |  |  |

## Colección:



Diseñador

Croquis

Instrucciones de montaje

3D

Fotometría

Configurador

