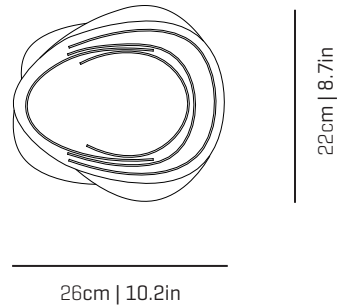
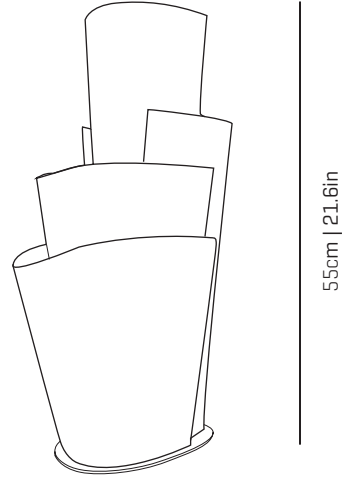


a

emotional light

blossom collection



ref. BS02



BS02

MATERIALS & COMPONENTS | MATERIALES & COMPONENTES

LAMP SHADE | TULIPA


Painted stainless steel | One color to choose
Acero inoxidable pintado | Un color a elegir



BL



MC



CUSTOM
COLOR

Diffuser included | Incluye difusor

SUPPORT AND CABLE

SOPORTE Y CABLE

Painted steel
Acero pintado

White or black cable
Cable blanco o negro

Standard: 200cm | 78,7in

RECOMMENDED BULBS

BOMBILLAS RECOMENDADAS

230V - 50Hz

- E27 LED Vintage - Max. 1x12 W
- E27 LED Standard - Max. 1x12 W

120V - 60Hz

- E26 LED - Max. 1x12 W

OTHER DATA | OTROS DATOS

NET WEIGHT

PESO NETO
2,9kg | 6,6lb

PACKAGING

EMBALAJE
30x28x60cm | 11,8x11x23,6in
3,8kg | 8,9lb

ELECTRICAL FEATURES

CARACTERÍSTICAS ELÉCTRICAS



CERTIFICATIONS

CERTIFICACIONES

